


Student Name: _____


Date: _____

The Hungry Caterpillar ate letters!!

Look at the pictures below. Remember the tale and say what you see out loud. Add the missing letter on the blank.




a _ p _ e



p _ e _ r




b _ t _ e _ f _ y




m _ o _ n




l o _ _ p _ p




s _ n



s _ _ a w _ r r _



o r _ _ g _




c _ k _




How many pieces did the very hungry caterpillar eat ?


Match on the right way:



one



two



three



four



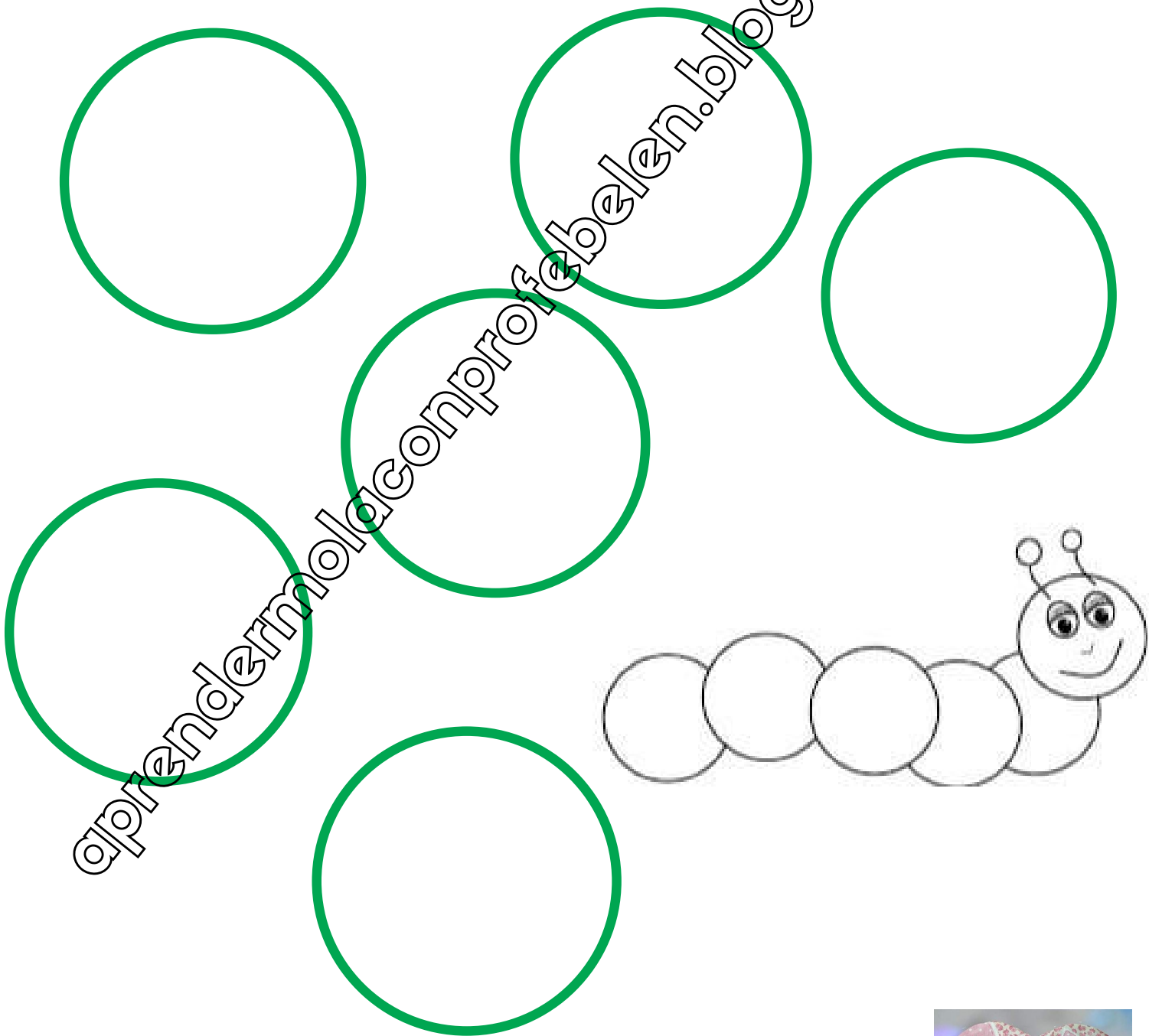
five

aprendermolaconprofebelén.blogspot.com



Make your own caterpillar.

1. Draw the face of the caterpillar.
2. Color the circles with your favorite colors.
3. Take your scissors and cut them.
4. Take your glue and stick them like the example.



Scan the QR code and watch The very Hungry Caterpillar again!!

